

One Apollo Drive Whippany, New Jersey



Five Industrial Units Totaling ±54,592 SF

Property specifications

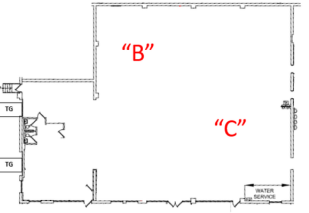
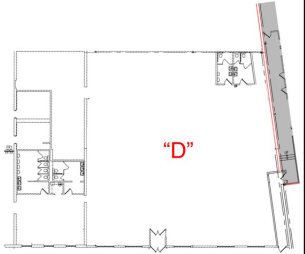
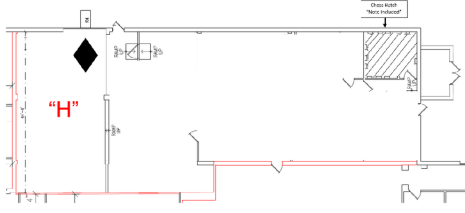
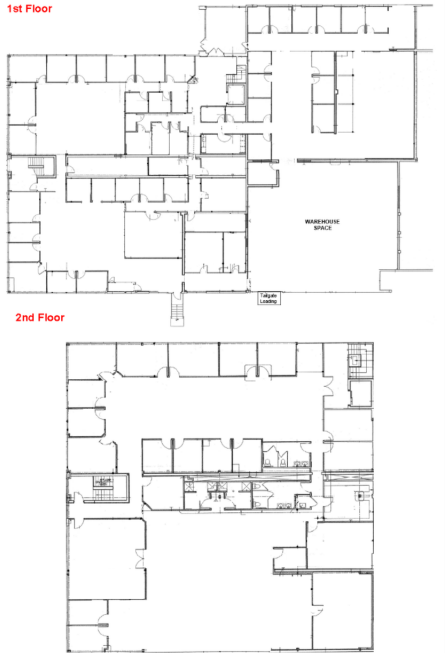
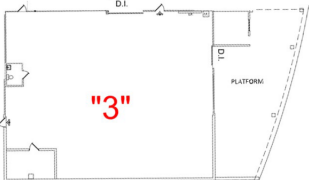
- Five units totaling ±54,592 SF (Unit B/C, Unit D, Unit H, Unit I and Building #3)
- New LED Lighting
- Painted Walls
- Epoxy Flooring
- Offices "Finished to Suit"
- Large parking area available for van or car parking



One Apollo Drive, Whippany, New Jersey

Available for Lease




UNITS B&C	UNIT D	UNIT H	UNIT I	BUILDING 3
				

- Unit B&C
 - ±10,150 SF
 - Offices to suit
 - Warehouse ±10,150 SF
 - 14' clear ceiling height
 - 2 tailgate loading docks
 - Power 200 amps/480 volts, 3 phase
 - Parking to suit
 - Wet sprinkler system
 - Gas Heat
- Unit D
 - ±7,810 SF
 - Offices to suit
 - Warehouse ±7,810 SF
 - 11' clear ceiling height
 - 1 drive-in door (to suit)
 - Power 200 amps/480 volts, 3 phase
 - Parking to suit
 - Wet sprinkler system
 - Gas Heat
- Unit H
 - ±4,750 SF
 - Offices to suit
 - Warehouse ±4,750 SF
 - 11' clear ceiling height
 - 1 oversized drive-in door
 - Power 200 amps/480 volts, 3 phase
 - Parking to suit
 - Wet sprinkler system
 - Gas Heat
- Unit I
 - ±28,211 SF
 - ±20,000 SF
 - Warehouse ±8,211 SF
 - 16' clear ceiling height
 - 2 tailgates
 - Power 600 amps/480 volts, 3 phase
 - 4 spaces per 1,000 +/- SF/offices
 - Wet sprinkler system
 - Gas Heat
- Building 3
 - ±3,671 SF
 - Offices to suit
 - Warehouse ±3,671 SF
 - 13' clear ceiling height
 - 1 drive-in door
 - Power 200 amps/480 volts, 3 phase
 - Parking to suit
 - Wet sprinkler system
 - Gas Heat

One Apollo Drive, Whippany, New Jersey

Available for Lease



One Apollo Drive, Whippany, New Jersey

Available for Lease



Location

- 3 miles to Interstate 24
- 0.4 miles to Route 10
- 6 miles to Interstate 80
- 0.6 miles to Interstate 287
- 9 miles to Interstate 280
- 5 miles to Route 46

Exclusive Broker

Howard Weinberg
Broker-Salesperson, Managing Director

201.960.6201
howard.weinberg@jll.com

